


# CPDL2.5(E)D 2



**connectwell**  
THE RIGHT CONNECTION

2.5 sq.mm Terminal Blocks with diode circuit - D2 configuration

Double Level Terminal Block are available with arc suppression circuits for contractors and solenoid valves-D.C

### TECHNICAL DATA

Rated Voltage	600 V
Rated Current	1 A
Housing Material	Polymide
Standard Colour	Grey
Product Function	With Electronic Components: Diode/Resistor
Wire Entry Orientation	Top Entry
Mounting Possibility	DIN 35/DIN 35-15 Rail
Rated Surge Voltage	8 KV
Pollution Degree	3

### CONNECTION DATA

Conductor Cross Section Stranded min.	0.2 mm <sup>2</sup>
Conductor Cross Section Stranded max.	2.5 mm <sup>2</sup>
Conductor Cross Section AWG/Kcmil min	24 AWG
Conductor Cross Section AWG/Kcmil max	12 AWG
Conductor Cross Section Stranded with Ferrule/Lug min	0.2 mm <sup>2</sup>
Conductor Cross Section Stranded with Ferrule/Lug max	2.5 mm <sup>2</sup>
2 Conductor with same Cross Section Stranded max	0.5 mm <sup>2</sup>
Stripping Length	10 mm

### DIMENSIONS

Height with DIN 32 rail	mm
Height with DIN 35 x 15 mm rail	57 mm
Height with DIN 35 x 7.5 mm rail	49.55 mm
Length	72.7 mm
Width (Thickness)	5 mm

### DIODE SPECIFICATIONS

Diode Type	1N4007
Diode Forward Current	1 A
Diode Maximum Voltage	1000 VDC
Diode Type	1N4007
Diode Forward Current	1 A
Diode Maximum Voltage	1000 VDC
Diode Type	1N4007
Diode Forward Current	1 A
Diode Maximum Voltage	1000 VDC
Diode Type	1N4007

### DIODE SPECIFICATIONS

Diode Forward Current	1 A
Diode Maximum Voltage	1000 VDC


### ORDERING INFORMATION

CAT. NO.	DESCRIPTION	STD. PACK
CPDL2.5(E)D2	2.5 sq.mm Terminal Block with electronic components in Grey colour.	50

### ACCESSORIES





IMAGES	CAT. NO.	DESCRIPTION	STD. PACK
	CA701-1M	Din 35 Rail unslotted 1 meter	50
	CA701-2M	Din 35 Rail unslotted 2 meter	50
	CA701-2M-S	Din 35 Rail slotted 2 meter	50
	CA701-1M-S	Din 35 Rail slotted 1 meter	50
	CA701-15-1M	Din 35 Rail 15 deep unslotted 1 meter	50
	CA701-15-1M-S	Din 35 Rail 15 deep slotted 1 meter	50
	CA701-15-2M	Din 35 Rail 15 deep unslotted 2 meter	50
	CA701-15-2M-S	Din 35 Rail 15 deep slotted 2 meter	50
	EPCXDL2.5	End Plate in Grey Colour	50
	JX2.5/2	Shorting Link for 2.5 sq mm series	100
	JX2.5/3	Shorting Link for 2.5 sq mm series	50
	JX2.5/4	Shorting Link for 2.5 sq mm series	50
	JX2.5/5	Shorting Link for 2.5 sq mm series	50
	JX2.5/6	Shorting Link for 2.5 sq mm series	50
	JX2.5/7	Shorting Link for 2.5 sq mm series	10
	JX2.5/8	Shorting Link for 2.5 sq mm series	10
	JX2.5/10	Shorting Link for 2.5 sq mm series	10
JX2.5/20	Shorting Link for 2.5 sq.mm series	10	
	CA509/K5	Blank Marking Tag	100
	SCS0.5/3	Electricians Screwdriver for slotted screws	10
	TM5	Flexible Marker Carrier for double level Terminal Block	50

CPDL2.5(E)D  
2



**connectwell**  
THE RIGHT CONNECTION

**ACCESSORIES**

IMAGES	CAT. NO.	DESCRIPTION	STD. PACK
	CA103	EndClamp in Polyamide suitable for Din 35/Din 35-15 rails	50
	CA104	EndClamp in Polyamide suitable for Din 35/Din 35-15 rails	50
	TX2.5	TEST PLUG	20
	MC5	MARKER CARD 5MM PITCH WITH 84 TAGS	10

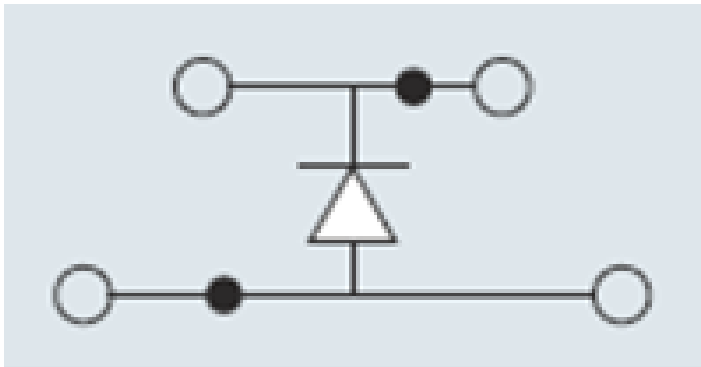
**APPROVALS**



**NOTES**

The Rated current is with the use of copper (Cu) conductor/Wire

**CIRCUIT DIAGRAM**



**RATINGS AS PER STANDARDS**

STANDARDS	UL 1059	IEC/EN60947-7-1
Conductor Cross Section Stranded min.	24 AWG	0.2 mm <sup>2</sup>
Conductor Cross Section Stranded max.	12 AWG	2.5 mm <sup>2</sup>
Rated Voltage	600 V	1000 V
Rated Current	1 A	1 A