

4 sq.mm Surge Suppression Terminal Blocks with MOV

These Terminal Blocks are designed to protect a single line against a longitudinal (line/earth) surge, thereby protecting distribution and input.

TECHNICAL DATA

Rated Voltage	500 V
Rated Current	32 A
Tightening Torque	0.5 Nm
Housing Material	Polymide
Product Function	With Surge Suppressing Components
Wire Entry Orientation	Side Entry
Mounting Possibility	DIN 32/DIN 35/DIN 35-15 Rail
Screw Size	M3
Operated by	Screwdriver

CONNECTION DATA

Conductor Cross Section Stranded min.	0.2 mm ²
Conductor Cross Section Stranded max.	4 mm ²
Conductor Cross Section AWG/Kcmil min	22 AWG
Conductor Cross Section AWG/Kcmil max	10 AWG
Conductor Cross Section Stranded with Ferrule/Lug min	0.2 mm ²
Conductor Cross Section Stranded with Ferrule/Lug max	4 mm ²
2 Conductors with same Cross Section Stranded min	0.2 mm ²
2 Conductor with same Cross Section Stranded max	2.5 mm ²
Conductor Cross Section Solid min	0.2 mm ²
Conductor Cross Section Solid max	6 mm ²
Stripping Length	9 mm

DIMENSIONS

Height with DIN 32 rail	60.3 mm
Height with DIN 35 x 15 mm rail	63.1 mm
Height with DIN 35 x 7.5 mm rail	55.7 mm
Length	55.5 mm
Width (Thickness)	12 mm

SURGE SUPPRESSOR SPECIFICATIONS

Impulse Discharge Current	6.5 KA
Response Time	<25 nsec
Capacitance	2000p F

ORDERING INFORMATION

CAT. NO.	DESCRIPTION	STD. PACK
CDL4UEMOV-130V	4 sq.mm Surge suppressor Terminal Block in Grey colour suitable for 130V	20


ORDERING INFORMATION

CAT. NO.	DESCRIPTION	STD. PACK
CDL4UEMOV-275V	4 sq.mm Surge suppressor Terminal Block in Grey colour suitable for 275V	20
CDL4UEMOV-30V	4 sq.mm Surge suppressor Terminal Block in Grey colour suitable for 30V	20
CDL4UEMOV(460V)	4 sq.mm Surge suppressor Terminal Block in Grey colour suitable for 460V	20
CDL4UEMOV-510V	4 sq.mm Surge suppressor Terminal Block in Grey colour suitable for 510V	20
CDL4UEMOV-60V	4 sq.mm Surge suppressor Terminal Block in Grey colour suitable for 60V	20
CDL4U(E)MOV625 V	4 sq.mm Surge suppressor Terminal Block in Grey colour suitable for 625V	20
CDL4UEMOV(680V)	4 sq.mm Surge suppressor Terminal Block in Grey colour suitable for 680V	20
CDL4UEMOV-75V	4 sq.mm Surge suppressor Terminal Block in Grey colour suitable for 75V	20

ACCESSORIES





IMAGES	CAT. NO.	DESCRIPTION	STD. PACK
	CA501-1M	Din 32 Rail unslotted 1 meter	50
	CA501-1M-S	Din 32 Rail slotted 1 meter	50
	CA501-2M	Din 32 Rail unslotted 2 meter	50
	CA501-2M-S	Din 32 Rail slotted 2 meter	50
	CA701-1M	Din 35 Rail unslotted 1 meter	50
	CA701-2M	Din 35 Rail unslotted 2 meter	50
	CA701-2M-S	Din 35 Rail slotted 2 meter	50
	CA701-1M-S	Din 35 Rail slotted 1 meter	50
	CA701-15-1M	Din 35 Rail 15 deep unslotted 1 meter	50
	CA701-15-1M-S	Din 35 Rail 15 deep slotted 1 meter	50
	CA701-15-2M	Din 35 Rail 15 deep unslotted 2 meter	50
	CA701-15-2M-S	Din 35 Rail 15 deep slotted 2 meter	50
	CA702	End Clamp in Polyamide 66 suitable for Din 32 / Din 35 / Din 35-15 Rails	50
	CA802	End Clamp in Polyamide suitable for Din 35 / Din 35-15 Rails	50
	EPCDL4U	End Plate in Grey colour suitable for CDL4U / CDL4U(LS) / CDL4U(E) Terminal Block	50

CDL4UEMOV



connectwell
THE RIGHT CONNECTION

ACCESSORIES

IMAGES	CAT. NO.	DESCRIPTION	STD. PACK
	CA509/K2	Marking Tag Blank suitable for CDL4U / CDL4U(I.S) / CTL2.5U / CTL2.5UH / CTL2.5UL / CTL2.5HUL / CTL2.5U(I.S) / CTL2.5U(I.S)D2 / CGMT4 / CSFL4U / CSFL4U(L) / CMT4 / CMB4 / ASF4 / ASF4(L) / CTS2.5(100
	CDL4USP	Spacer for Double Level Terminal Block	10
	SCS0.6/3.5	Electricians Screwdriver for slotted screws	10
	MC2	MARKER CARD 6MM PITCH WITH 72 TAGS	10

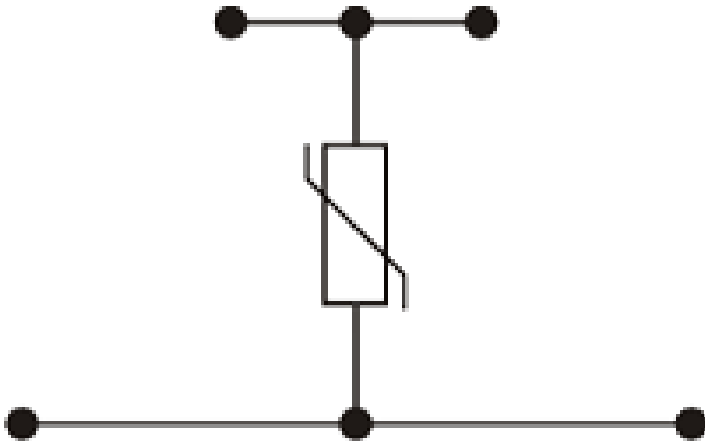
APPROVALS



NOTES

The Rated current is with the use of copper (Cu) conductor/Wire

CIRCUIT DIAGRAM



RATINGS AS PER STANDARDS

STANDARDS	IEC/EN60947-7-1
Approvals	CE
Conductor Cross Section Stranded min.	0.2 mm ²
Conductor Cross Section Stranded max.	4 mm ²
Rated Voltage	500 V
Rated Current	32 A
Tightening Torque	0.5 Nm