


CTL2.5U(I.S)



2.5 sq.mm Three Level internally shorted Terminal Blocks

CTL2.5U(I.S) Terminal Block is an internally shorted terminal block which can be used for distribution application ideal choice for control systems where sensor and actuator applications are involved. The simplified three level connections with internally shorted helps in tremendously increase wiring density in the circuit. In application where switching indication is required CTL2.5U(I.S) is the one with built in electronic component. Marking tags in blue and red colour besides the conventional white colour are suggested for effective identification.

TECHNICAL DATA

Rated Voltage	500 V
Rated Current	24 A
Tightening Torque	0.4 Nm
Housing Material	Polymide
Product Function	Triple Level
Wire Entry Orientation	Side Entry
Mounting Possibility	DIN 32/DIN 35/DIN 35-15 Rail
Screw Size	M2.5
Operated by	Screwdriver
Rated Surge Voltage	4 KV
Pollution Degree	3

CONNECTION DATA

Conductor Cross Section Stranded min.	0.2 mm ²
Conductor Cross Section Stranded max.	2.5 mm ²
Conductor Cross Section AWG/Kcmil min	22 AWG
Conductor Cross Section AWG/Kcmil max	12 AWG
Conductor Cross Section Stranded with Ferrule/Lug min	0.2 mm ²
Conductor Cross Section Stranded with Ferrule/Lug max	2.5 mm ²
2 Conductors with same Cross Section Stranded min	0.2 mm ²
2 Conductor with same Cross Section Stranded max	1.5 mm ²
Conductor Cross Section Solid min	0.2 mm ²
Conductor Cross Section Solid max	4 mm ²
2 Conductors with same Cross Section Stranded with TWIN Ferrule/Lug min	0.2 mm ²
2 Conductor with same Cross Section Stranded with TWIN Ferrule/Lug max	1.5 mm ²
Stripping Length	9 mm
Internal Cylindrical Gauge	A3

DIMENSIONS

Height with DIN 32 rail	73.8 mm
Height with DIN 35 x 15 mm rail	75.6 mm
Height with DIN 35 x 7.5 mm rail	68 mm
Length	84 mm
Width (Thickness)	6 mm


ORDERING INFORMATION

CAT. NO.	DESCRIPTION	STD. PACK
CTL2.5U(I.S)	2.5 sq.mm Three level internally shorted Terminal Block with LED indication in Grey colour	50

ACCESSORIES

IMAGES	CAT. NO.	DESCRIPTION	STD. PACK
	CA501-1M	Din 32 Rail unslotted 1 meter	50
	CA501-1M-S	Din 32 Rail slotted 1 meter	50
	CA501-2M	Din 32 Rail unslotted 2 meter	50
	CA501-2M-S	Din 32 Rail slotted 2 meter	50
	CA701-1M	Din 35 Rail unslotted 1 meter	50
	CA701-2M	Din 35 Rail unslotted 2 meter	50
	CA701-2M-S	Din 35 Rail slotted 2 meter	50
	CA701-1M-S	Din 35 Rail slotted 1 meter	50
	CA701-15-1M	Din 35 Rail 15 deep unslotted 1 meter	50
	CA701-15-1M-S	Din 35 Rail 15 deep slotted 1 meter	50
	CA701-15-2M	Din 35 Rail 15 deep unslotted 2 meter	50
	CA701-15-2M-S	Din 35 Rail 15 deep slotted 2 meter	50
	CA202	End Clamp in Polyamide suitable for Din 35 / Din 35-15 Rails	25
	CA702	End Clamp in Polyamide 66 suitable for Din 32 / Din 35 / Din 35-15 Rails	50
	CA802	End Clamp in Polyamide suitable for Din 35 / Din 35-15 Rails	50
	EPCTL2.5U	End Plate in Grey colour suitable for CTL2.5U / CTL2.5U(I.S) / CTL2.5UL Terminal Block	50

CTL2.5U(I.S)



connectwell
THE RIGHT CONNECTION

ACCESSORIES

IMAGES	CAT. NO.	DESCRIPTION	STD. PACK
	CA722/2	Pre Assembled Shorting Link assemblies with 2 poles	100
	CA722/3	Pre Assembled Shorting Links assemblies with 3 poles	100
	CA722/4	Pre Assembled Shorting Links assemblies with 4 poles	100
	CA722/5	Pre Assembled Shorting Links assemblies with 5 poles	100
	CA722/10	Pre Assembled Shorting Links assemblies with 10 poles	10
	CA722/100	Pre Assembled Shorting Links assemblies with 100 poles	10
	CA715/2	External Comb Type Shorting Link available in 2 Pole	100
	CA715/3	External Comb Type Shorting Link available in 3 Pole	100
	CA715/4	External Comb Type Shorting Link available in 4 Pole	100
	CA715/10	External Comb Type Shorting Link available in 10 Pole	20
	CA703/1	Permanent Shorting Link for 2 way shorting	100
	CA704/1	Permanent Shorting Link for 3 way shorting	100
	CA705/1	Permanent Shorting Link for 4 way shorting	100
	CA732/10	Permanent Shorting Link for 10 way shorting	100
	CA732/10-A	Permanent Shorting Link (Breakable) for 10 way shorting	100
	CA732/100	Permanent Shorting Link for 100 way shorting	100
	CA707/S/Q/01	Shorting Sleeve and Screw	100
	CA509/K2	Marking Tag Blank suitable for CDL4U / CDL4U(I.S) / CTL2.5U / CTL2.5UH / CTL2.5UL / CTL2.5HUL / CTL2.5U(I.S) / CTL2.5U(I.S)D2 / CGMT4 / CSFL4U / CSFL4U(L) / CMT4 / CMB4 / ASF4 / ASF4(L) / CTS2.5{	100
	CA707/TS/01	Test Socket Suitable for CTS2.5UN / CTS2.5UE / CTS4UN / CTC4U / CMB4 / CTLG2.5 / CTL2.5U / CTL2.5UH / ODL4U / ODL4UA / CDLG2.5 / CMC1-2 / CMC2-2 Terminal Blocks.	100
	SCS0.5/3	Electricians Screwdriver for slotted screws	10
	MC2	MARKER CARD 6MM PITCH WITH 72 TAGS	10


APPROVALS



NOTES

The Rated current is with the use of copper (Cu) conductor/Wire

CTL2.5U(I.S)



connectwell
THE RIGHT CONNECTION

RATINGS AS PER STANDARDS

STANDARDS	UL 1059	IEC/EN60947-7-1	CSA C.22.2 No:158
Approvals	UL	CE	CSA
Conductor Cross Section Stranded min.	22 AWG	0.2 mm ²	22 AWG
Conductor Cross Section Stranded max.	12 AWG	2.5 mm ²	12 AWG
Rated Voltage	150 V	500 V	150 V
Rated Current	25 A	24 A	25 A
Tightening Torque	4.5 lb-in	0.4 Nm	4.5 lb-in