


CRS2CO



**connectwell**  
THE RIGHT CONNECTION

**Connectwell Relay Socket DPDT 10A**

LED Module for Indication  
Easy to replace pluggable relays  
Variety of Voltages.

**TECHNICAL DATA**

|                               |                       |
|-------------------------------|-----------------------|
| Ambient Operating Temperature | -40 to +40 °C         |
| Mounting Possibility          | DIN 35/DIN 35-15 Rail |
| Housing Material              | PA66 V0 Grade         |
| Housing Colour                | Grey                  |
| Rated Voltage                 | 320 V                 |
| Rated Current/Channel         | 10 A                  |

**RELAY OUTPUT/CONTACT SPECIFICATIONS**

|              |             |
|--------------|-------------|
| Contact Type | 2 CO (DPDT) |
|--------------|-------------|

**CONNECTION SPECIFICATIONS**

|                       |                     |
|-----------------------|---------------------|
| Type of Connection    | Screw Connection    |
| Min. Wire Size        | 0.2 mm <sup>2</sup> |
| Max. Wire Size        | 4 mm <sup>2</sup>   |
| Min. Wire Size(AWG)   | 24 AWG              |
| Max. Wire Size(AWG)   | 10 AWG              |
| Screw Size            | M3                  |
| Wire Stripping Length | 10 mm               |
| Torque                | 0.5 Nm              |
| Torque                | 4.5 lb-in           |

**ORDERING INFORMATION**

| CAT. NO. | DESCRIPTION                       | NO. OF CHN. | DIM. DET.                    | STD. PACK |
|----------|-----------------------------------|-------------|------------------------------|-----------|
| CRS2CO   | Connectwell Relay Socket DPDT 10A | -           | 22 X 45.3 X 76 (W X H X L)mm | 10        |

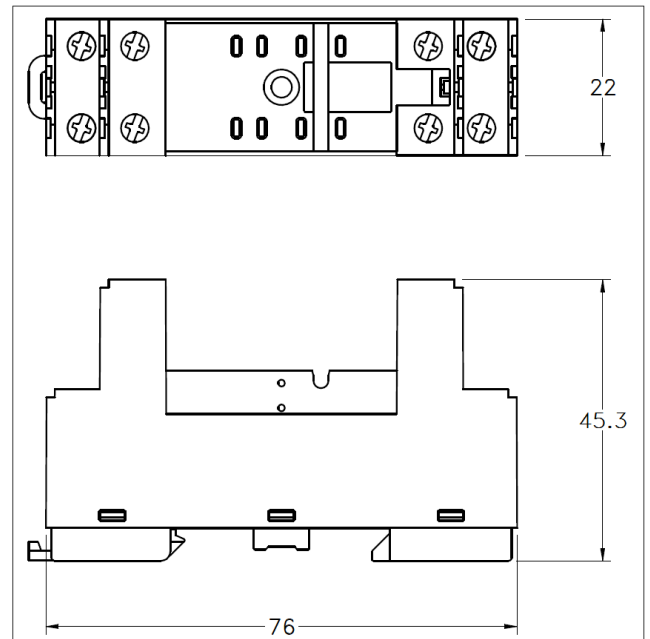
**ACCESSORIES**

| IMAGES | CAT. NO.      | DESCRIPTION                           | STD. PACK                                   |
|--------|---------------|---------------------------------------|---|
|        | CA701-1M      | Din 35 Rail unslotted 1 meter         | 50  |
|        | CA701-2M      | Din 35 Rail unslotted 2 meter         | 50  |
|        | CA701-2M-S    | Din 35 Rail slotted 2 meter           | 50  |
|        | CA701-1M-S    | Din 35 Rail slotted 1 meter           | 50  |
|        | CA701-15-1M   | Din 35 Rail 15 deep unslotted 1 meter | 50  |
|        | CA701-15-1M-S | Din 35 Rail 15 deep slotted 1 meter   | 50  |
|        | CA701-15-2M   | Din 35 Rail 15 deep unslotted 2 meter | 50  |
|        | CA701-15-2M-S | Din 35 Rail 15 deep slotted 2 meter   | 50  |
|        |               | SCS0.5/3                              | Electricians Screwdriver for slotted screws |

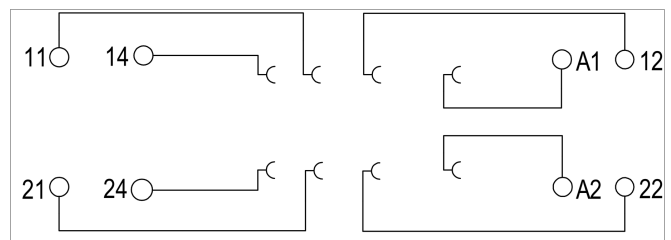
**ACCESSORIES**

| IMAGES | CAT. NO.  | DESCRIPTION               | STD. PACK |
|--------|-----------|---------------------------|-----------|
|        | MT-CRM4CO | Marker Tag for CRM Series | 100       |
|        | MT-CRM2CO | Marker Tag for CRM Series | 100       |


**PRODUCT DRAWING**



**CIRCUIT DIAGRAM**



CRS2CO



**connectwell**  
THE RIGHT CONNECTION

**NOTES**

Pollution Degree - 2  
Ingress Protection - IP20  
Height With DIN35/7.5 - 47.5 mm  
Height with DIN35/15 - 55 mm  
Weight - 41.5 gm