


# IMREF1SSxx/ 230A



**connectwell**  
THE RIGHT CONNECTION

## Relay Module 1CO 230VAC (SPDT) With Input Fuse Protection

- Replaceable fuses with simple to operate Horizontal fuse holders
- Fast Blow & Slow Blow fuses available as standard
- Fuse ratings from 0.1 A to 6.3 A available.
- Variety of Operating Voltages.
- Switching Current upto 12 A at 250 VAC
- Easy to replace pluggable relays
- possibility of Bussing (Jumpering) relays in common negative or common positive configurations.
- Green LED indication to denote relay actuation.
- Mounting Options available:DIN Rail mounting & Panel mounting

### TECHNICAL DATA

Bussing Possibility	By using spare jumpers.
Relay on Indication	3mm Green LED
Ambient Operating Temperature	-20to+50 °C
Mounting Possibility	DIN32 / DIN35 / DIN35-15 / PANEL
Housing Material	PVC / V0 Grade
Housing Colour	Green

### FUSE SPECIFICATIONS

Fuse Type	Fast Blow/Slow Blow
Fuse Rating	0.1, 0.5, 0.63, 1, 2, 3, 4, 5, 6, 6.3 A
Fuse Size	5 x 20 mm

### RELAY INPUT / COIL SPECIFICATIONS

Nominal Operating Voltage	230 VAC
Nominal Input Current	3.2 mA
Must Operate Voltage	172.50 VAC
Must Release Voltage	34.50 VAC
Nominal Input Power	0.75 VA
Coil Resistance	32500 Ω

### RELAY OUTPUT/CONTACT SPECIFICATIONS

Contact Type	SPDT - 1CO
Contact Material	AgSnO2
Rated Contact Current (Resistive Load)	12 A
Load Voltage Range	440 VAC, 300 VDC

### FUSE HOLDER SPECIFICATIONS

Mounting type	Horizontal
Cap Design	Flat
Fuse Size	5 x 20 mm
Rated Current	10 A


### CONNECTION SPECIFICATIONS

Type of Connection	Screw Connection
Min. Wire Size	0.5 mm <sup>2</sup>
Max. Wire Size	2.5 mm <sup>2</sup>
Min. Wire Size(AWG)	30 AWG
Max. Wire Size(AWG)	14 AWG
Wire Stripping Length	8.3 mm
Torque	0.5 Nm
Torque	4.5 lb-in

### ORDERING INFORMATION

CAT. NO.	DESCRIPTION	NO. OF CHN.	DIM. DET.	STD. PACK
IMREF1SS1 /230A	1CO 1CH 230VAC Input Fused Relay Module With Base(Pluggable Relay) Rail Mount	1	23 X 120 X 74	1
IMREF1SS2 /230A	1CO 2CH 230VAC Input Fused Relay Module With Base(Pluggable Relay) Rail Mount	2	39X 120 X 74	1
IMREF1SS4 /230A	1CO 4CH 230VAC Input Fused Relay Module With Base(Pluggable Relay) Rail Mount	4	69 X 120 X 74	1
IMREF1SS8 /230A	1CO 8CH 230VAC Input Fused Relay Module With Base(Pluggable Relay) Rail Mount	8	130 X 120 X 74	1
IMREF1SS1 6/230A	1CO 16CH 230VAC Input Fused Relay Module With Base(Pluggable Relay) Rail Mount	16	251 X 120 X 74	1
IMREF1S1/2 30A	1CO 1CH 230VAC Input Fused Relay Module With Soldered Relay Rail Mount	1	23 X 120 X 74	1
IMREF1S2/2 30A	1CO 2CH 230VAC Input Fused Relay Module With Soldered Relay Rail Mount	2	39 X 120 X 74	1
IMREF1S4/2 30A	1CO 4CH 230VAC Input Fused Relay Module With Soldered Relay Rail Mount	4	69 X 120 X 74	1
IMREF1S8/2 30A	1CO 8CH 230VAC Input Fused Relay Module With Soldered Relay Rail Mount	8	130 X 120 X 74	1

# IMREF1SSxx/ 230A



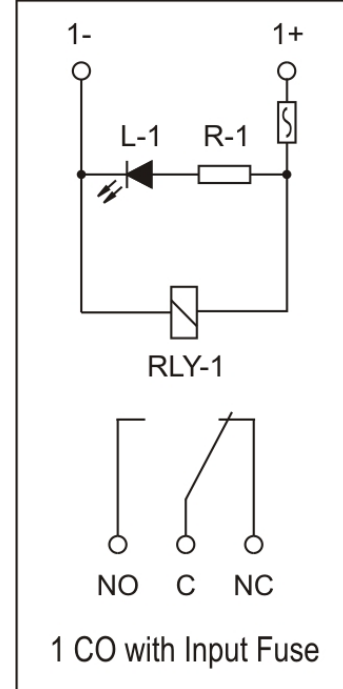
### ORDERING INFORMATION

CAT. NO.	DESCRIPTION	NO. OF CHN.	DIM. DET.	STD. PACK
IMREF1S16/ 230A	1CO 16CH 230VAC Input Fused Relay Module With Soldered Relay Rail Mount	16	251 X 120 X 74	1

### ACCESSORIES

IMAGES	CAT. NO.	DESCRIPTION	STD. PACK
	CA501-1M	Din 32 Rail unslotted 1 meter	50
	CA501-1M-S	Din 32 Rail slotted 1 meter	50
	CA501-2M	Din 32 Rail unslotted 2 meter	50
	CA501-2M-S	Din 32 Rail slotted 2 meter	50
	CA701-1M	Din 35 Rail unslotted 1 meter	50
	CA701-2M	Din 35 Rail unslotted 2 meter	50
	CA701-2M-S	Din 35 Rail slotted 2 meter	50
	CA701-1M-S	Din 35 Rail slotted 1 meter	50
	CA701-15-1M	Din 35 Rail 15 deep unslotted 1 meter	50
	CA701-15-1M-S	Din 35 Rail 15 deep slotted 1 meter	50
	CA701-15-2M	Din 35 Rail 15 deep unslotted 2 meter	50
	CA701-15-2M-S	Din 35 Rail 15 deep slotted 2 meter	50
	CA509/K2	Marking Tag Blank suitable for CDL4U / CDL4U(I.S) / CTL2.5U / CTL2.5UH / CTL2.5UL / CTL2.5UH / CTL2.5UL / CTL2.5HUL / CTL2.5U(I.S) / CTL2.5U(I.S)D2 / CGMT4 / CSFL4U / CSFL4U(L) / CMT4 / CMB4 / ASF4 / ASF4(L) / CTS2.5(	100
	SCS0.5/3	Electricians Screwdriver for slotted screws	10
	IMACC/1CO/230A	RELAY 1CO 230VAC	10

### CIRCUIT DIAGRAM



### NOTES

- \* Module Lengths mentioned are for RAIL Mounting option only. The lengths may vary for PANEL Mounting.
- \*\* PANEL Mounting relay modules are available on request. Please use the suffix -P with the cat. no. for ordering.
- \*\*\*Module with Other Coil Voltage like 6 VDC, 48 VDC, 24 VAC etc. are available on request.