

DIN RAIL MOUNTED PCB SUPPORT

DIN RAIL MOUNTED PCB SUPPORT

DIN rail (EN 60715) mounted PCB support

The compact PCB mounting profile provides a multiple possibilities for the construction of electronics circuits. This enables the user to develop individual practical electronic modules. Depending on the required module size and the space available. The profile can be cut to length and combined with side and foot elements to form a module.



The PMP...72 and PMP...108 modules are mounted parallel to the DIN rail. A special foot element, is used for this. This arrangement is suitable for module lengths of 5-400 cm. The design helps to save space.

Further advantages.

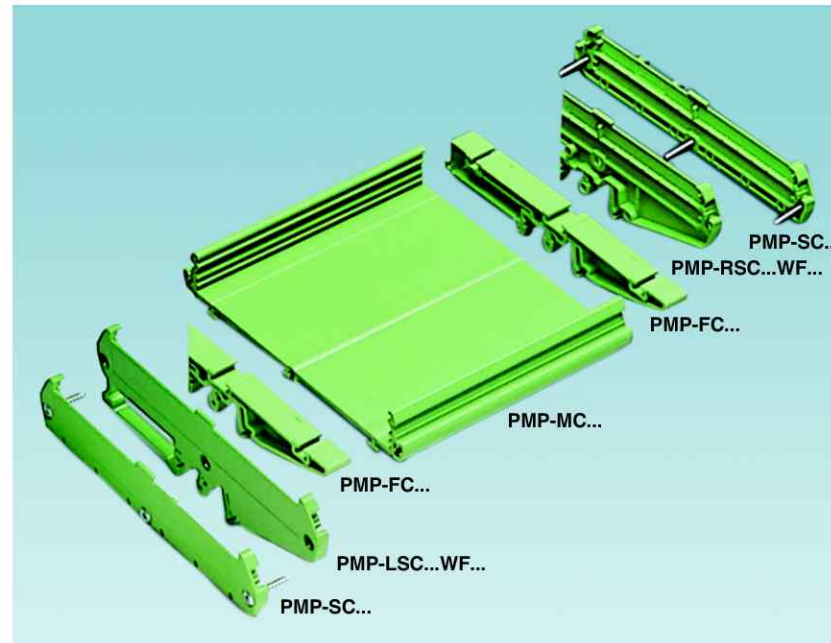
- Quick assembly.
- Labeling facilities in the mounting profile
- Side element using SS-ZB marking material.

The PMP...72 and PMP...108 panel mounting bases have three levels for accommodating the printed circuit boards. This enables a flexible printed circuit board assembly, which is particularly space-saving, even for SMD technology. Two profiles for printed circuit board sizes of 72 mm or 107.5 mm are available for comprehensive electronics circuits and multi-position connection methods. The profiles are available in lengths up to 100 cm for this arrangement.

Further Advantages

- Fast installation on conventional  or  DIN rails
- The modules can be marked with Trinity Touch marking material in the label grooves.
- Side elements with foot elements to form the PCB module to be mounted on all the conventional DIN rail (EN 60715).







Material Information concerning the housing
PVC profile inflammability class VO (UL 94) Polyamide PA side elements. Inflammability class VO (UL 94).
To define the profile length and width please observe the order key please indicate the desired length in (cm)



PMP...72-PROFILE



PMP...108-PROFILE

Description	Type	Article No.	Pcs. Pkt.	Type	Article No.	Pcs. Pkt.
Drawn section Found length 100cm Cut to length according to customer specifications	TT-PMP-MC72-GR	01 17 00890	1	TT-PMP-MC108-GR	01 17 00894	1
	TT-PMP-MC72-BL	01 17 00899	1	TT-PMP-MC108-BL	01 17 00903	1
Side element with foot, 5mm wide, right hand side, for mounting on  or 	TT-PMP-RSC72WF-GR	01 17 00891	10	TT-PMP-RSC108WF-GR	01 17 00895	10
	TT-PMP-RSC72WF-BL	01 17 00900	10	TT-PMP-RSC108WF-BL	01 17 00904	10
Side element with foot, 5 mm wide, left hand side For mounting on  or 	TT-PMP-LSC72WF-GR	01 17 00892	10	TT-PMP-LSC108WF-GR	01 17 00896	10
	TT-PMP-LSC72WF-BL	01 17 00901	10	TT-PMP-LSC108WF-BL	01 17 00905	10
Side element, 5 mm wide	TT-PMP-SC72-GR	01 17 00916		TT-PMP-SC108-GR	01 17 00897	
	TT-PMP-SC72-BL	01 17 00917		TT-PMP-SC108-BL	01 17 00906	
Foot element, for mounting on  or , under the PMP...72 or PMP...108 profile housing	TT-PMP-FC72-GR	01 17 00893	10	TT-PMP-FC108-GR	01 17 00898	10
	TT-PMP-FC72-BL	01 17 00902	10	TT-PMP-FC108-BL	01 17 00907	10
Markers, unprinted, 5-section, for snapping into devices and components with special marker groove, labeling with M PEN or CMS system, lettering field size: 20 x 8 mm, white for SAB boxes.	TT-PMP-ACC-MARKER	01 17 00908	1			

DIN RAIL MOUNTED PCB SUPPORT

DIN RAIL MOUNTED PCB SUPPORT

The illustration shows the article with further components.

Profile housing, in profile width: 72mm, 108mm available.

Commercial Data	
Pack	1 Pc.
Customs tariff	39162010

Technical Data	
General	
Housing type	Panel mounting base
Housing material	PVC
Colours	Green
	Black

Dimensions / Positions	
Length	1000 mm
Number of positions	999

Technical Data	
Inflammability class acc. to UL 94	VO

Configuration Options	
PMP profile PCB width	108 mm (PMP...108)
	72 mm (PMP...72)
PMP profile colour	Pale green (...GR)
	Jet black (...BL)

Application:

- Relay modules
- Switch modules
- Fuse modules
- Diodes modules
- Power supply modules
- Over-voltage protection modules
- Pats transmission & receiver modules
- Analogue/ Digital convertor etc...

